

Mumbles Medical Practice

177

Responses

04:23

Average time to complete

Closed

Status

1. How recent was the experience you are thinking of?

● In the last 6 months	153
● Between 6 months and 1 year a...	12
● Between 1 and 2 years ago	7
● More than 2 years ago	5



2. Did you feel that you were listened to?

● Always	114
● Usually	48
● Sometimes	14
● Never	1



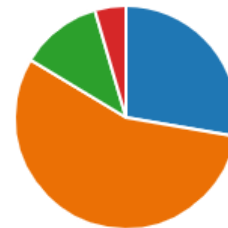
3. Were you able to speak in Welsh to staff if you needed to?

● Yes	4
● No	6
● Not applicable	167



4. From the time you realised you needed to use the practice, was the time you waited:

● Shorter than expected	49
● About right	99
● A bit too long	21
● Much too long	8



5. Did you feel well cared for?

● Yes	167
● No	5
● Unsure	5



6. If you asked for assistance from a member of our staff, did you get it when needed?

Always	74
Usually	30
Sometimes	12
Never	0
Not applicable	61



7. Did you feel you understood what was happening in your care?

Always	107
Usually	57
Sometimes	12
Never	1



8. Were things explained to you in a way that you could understand?

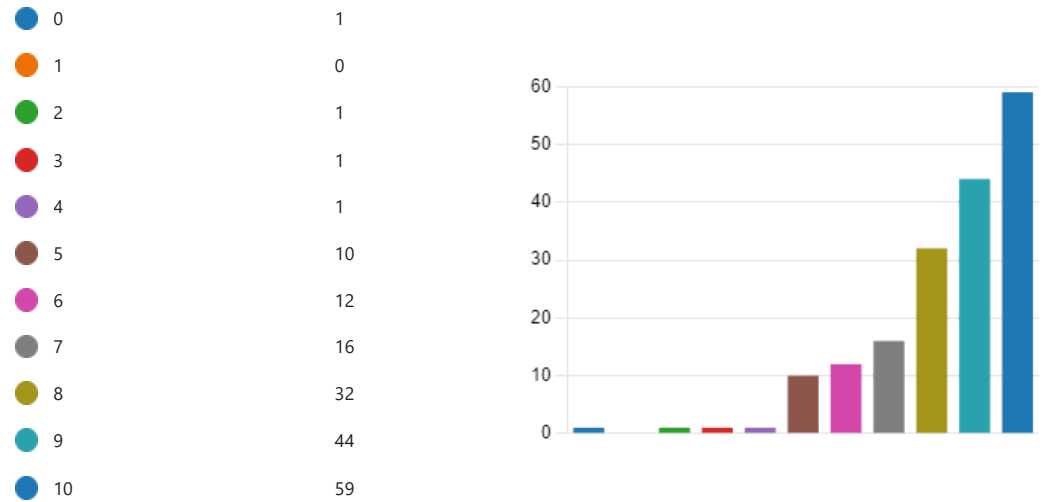
Always	116
Usually	51
Sometimes	8
Never	2



9. Were you involved as much as you wanted to be in decisions about your care?



10. Using a scale of 0 – 10 where 0 is very bad and 10 is excellent, how would you rate your overall experience?



11. Was there anything particularly good about your experience that you would like to tell us about?

177
Responses

Latest Responses
"Never a bad experience when visiting surgery"
"
"

20 respondents (11%) answered **appointments** for this question.



12. Was there anything that we could change to improve your experience?

177
Responses

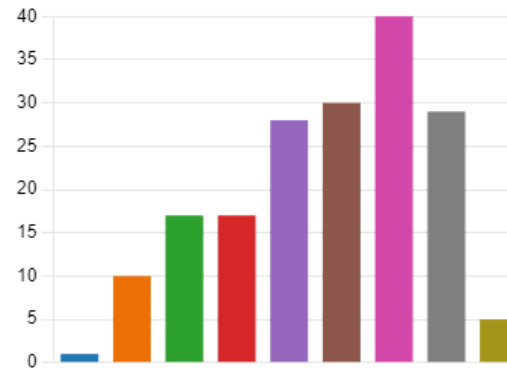
Latest Responses
"
"
"

16 respondents (9%) answered **time** for this question.



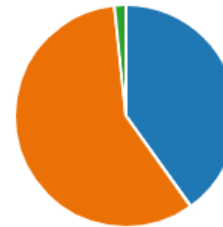
13. Which of the following age groups best describes you?

0 - 15 years	1
16 - 24 years	10
25 - 34 years	17
35 - 44 years	17
45 - 54 years	28
55 - 64 years	30
65 - 74 years	40
75+ years	29
I'd prefer not to say	5



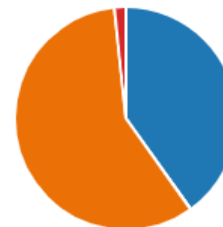
14. What is your gender:

Male	71
Female	103
I'd prefer not to say	3



15. At birth, were you described as:

Male	71
Female	103
Other	0
I'd prefer not to say	3



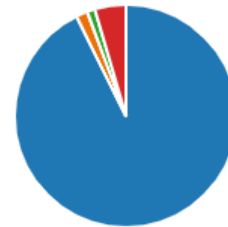
16. Are your day-to-day activities limited because of a health problem or disability which has lasted, or is expected to last, at least 12 months?

● Yes, a lot	30
● Yes, a little	63
● Not at all	81
● I'd prefer not to say	3



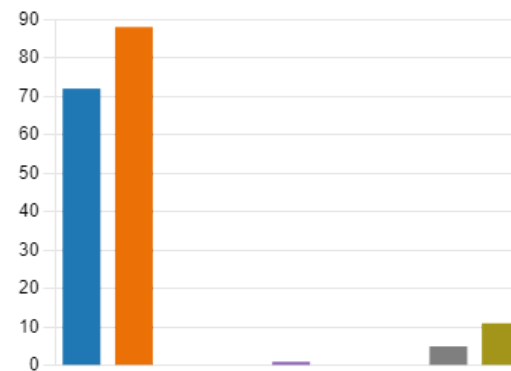
17. Which of the following options best describes how you think of yourself?

● Heterosexual or straight	164
● Gay or lesbian	3
● Bisexual	2
● I'd prefer not to say	8
● Other	0



18. What is your religion?
(Please choose one option that best describes your religion)

● No religion	72
● Christian (all denominations)	88
● Buddhist	0
● Hindu	0
● Jewish	1
● Muslim	0
● Sikh	0
● Any other religion	5
● I'd prefer not to say	11



19. What is your ethnic group?

(Please choose one option that best describes your ethnic group or background)

Welsh	97
Irish	2
English	23
Northern Irish	0
Scottish	1
Gypsy or Irish Traveller	0
British	47
White and Black Caribbean	0
White and Black African	0
White and Asian	0
Any other mixed / multiple ethn...	0
Indian	0
Pakistani	0
Bangladeshi	0
Chinese	1
Any other Asian background	0
African	0
Caribbean	0
Any other Black / African / Carib...	0
Arab	0
Any other ethnic group	2
I'd prefer not to say	4

